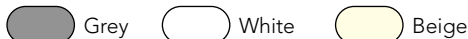


# CERMITERRASSE

IMPROVED ADHESIVE MORTAR - ESPECIALLY FOR OUTDOOR FLOORS



## DESCRIPTION

Adhesive mortar particularly suitable for laying ceramic or similar coatings on outdoor floors. Ideal for laying high-thickness slabs and stones.

## ADVANTAGES

- Can be used to correct uneven areas in the thickness (up to 25 mm).
- Withstands sharp temperature changes
- Longer working time
- \* No volatile organic compounds
- \*\* Formula reduces dust emissions by 70-85% upon mixing.

## WHERE TO USE

Surfaces that comply with current building codes, e.g. French NF DU 52.2 Bonded tile, AT/DTA.

### NEW

#### Interiors: Floors

- Slabs on an earth platform
- Concrete floors, slabs or cement or anhydrite screeds

#### Interiors: Other uses

- CERMIPLAK ready-to-tile panels (PPC).
- Under-tile waterproofing systems (SPEC/SEL): CERMICRYL, MEMBRANE PPE, CERMITANCHE, CERMIMPER or CERMIPROOF ST.
- Sanded waterproof sealing
- Lightweight screed and concrete
- Dry screed (panels for floors)

#### Exteriors: Floors (particularly suitable)

- Slabs on an earth platform
- Concrete floors, slabs
- Waterproofing system (SEL): CERMIMPER or CERMIPROOF ST.
- Sanded waterproof sealing

### INTERIOR RENOVATION

Previous substrate examination and preparation according to Technical Specifications for renovation of interior floors in rooms rated as P3 and for renovation of interior walls.

Can be applied **without primer**.

- Existing ceramic coatings (floors and walls)
- Existing semi-flexible plastic tiles (floors)

Can be applied **with** CERMIPRIM UNIVERSEL, CERMIGRIP OU CERMIPRIM RAPID (floor) **primers**.

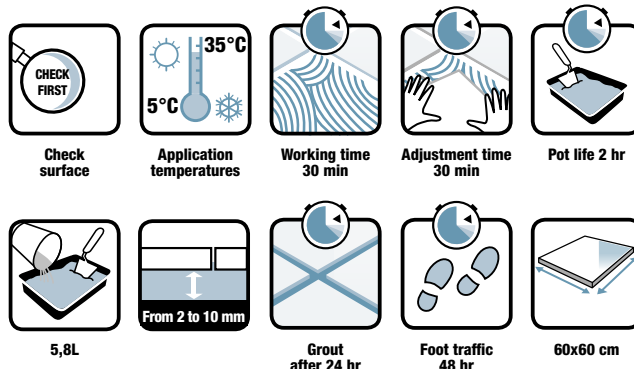
- Traces of existing bituminous, neoprene or acrylic adhesives
- Existing damaged paints on concrete and cement substrates.

**RELATED COVERINGS** (That comply with the NF DTU 52.2, the French building standards)

- Stoneware: pressed and stretched stoneware, thin vitrified or porcelain ceramics.
- Terracotta tiles for interior floors only.
- Terracotta tiles for interior walls.
- Miscellaneous: Vitreous glass and mosaics, earthenware, slate (only for interior floors)
- Pressed slabs reconstituted from cement
- Gravelled slabs, paving stones, etc.
- Natural stones (marbles, granite, lavas, etc.), assessing the risk of tile stainability (DTU 52.2 General choice of materials) Using the white version reduces this risk.

## HOW TO USE

Note: The following is a typical description of application. If your site has other parameters, contact our Technical Department.



### TOOLS

Notched trowel suitable for the use and the powder consumption, mixing container, measuring bucket, tiling trowel, variable-speed mixer (use low speed).

### SURFACE PREPARATION

The substrate must be sound, clean, strong, free of dust and grease, roughened, and not leach moisture, with flatness:

- ≤ 5 mm under the 2 m rule
- ≤ 2 mm under the 20 cm rule

### PRODUCT PREPARATION

Mix approximately 5.8 (± 0.375) litres of water for 25 kg of powder Mix until smooth. Let stand for 5 minutes before use.

### APPLICATION

Spread the CERMITERRASSE in an even layer on the substrate. Use single or double spreading as needed (see coverage table).

Make it even using the suitable notched trowel for the format.

Within the working time, press down the tiles to completely crush the grooves and make sure that the adhesive transfers completely.

Remove any excess adhesive between the tiles. Use the correct control joints (DTU 52.2): expansion, fractionation, shrinkage, peripheral, stop joints.

**FINISHING**

Joints can be grouted 24 hours after laying.

**APPLICATION CONDITIONS**

- Application temperature: +5 to +35°C
- Wait time before spreading: 5 min
- Pot life: 3 hr
- Practical open time: 30 min
- Adjustability time: 20 min
- Wait time before grouting: 24 hr
- Wait time for foot traffic: 48 hr

Values obtained in the laboratory at 23°C and 50% RH, according to the current standard. These wait periods will be shorter at high temperatures and longer at low temperatures.

**CLEANING AND MAINTENANCE**

Clean tools with water after use, before the product hardens.

**COMMENTS**

Do not apply to a frozen surface, to one that is thawing, or to a hot surface. Protect the site from draughts.

In very hot weather, dampen the substrate before the work and protect from direct sunlight.

Can compensate for unevenness up to 10 mm (the day before the tile is laid).

For heated flooring, use CERMIPLUS XL FLEX 2.0, CERMIFLEX, CERMIFLEX ALG, CERMIFLEX XTREM.

**NOTE:** CERMIBOOK contains many Tips Sheets that can help you: how to lay wood flooring, anhydrite screed, over existing tiles, and more.

**TECHNICAL CHARACTERISTICS**


**APPEARANCE – COMPOSITION**

Hydraulic binders, silica fillers with defined particle size, resin, specific admixtures.


**COVERAGE\*** in kg/m<sup>2</sup> of product

| Surface areas (cm <sup>2</sup> )     | 5 ≤ 300  | 300 < 5 ≤ 500 | 500 < 5 ≤ 1 200         | 1200 < 5 ≤ 2200 | 2200 < 5 ≤ 3600        |
|--------------------------------------|----------|---------------|-------------------------|-----------------|------------------------|
| <b>INTERIOR FLOORS</b>               | 3,5 (U6) | 4,5 (U9)      | 4,5 (U9) <sup>(1)</sup> | 7 (U9)          | 8 (E10)                |
| <b>EXTERIOR FLOORS<sup>(2)</sup></b> | 5 (U6)   | 7 (U9)        | 7 (U9)                  | 8 (E10)         | 8 (E10) <sup>(3)</sup> |

\* These values do not take into account the state of the substrate or the back of the tiles, whose imperfections are likely to increase adhesive consumption.

 Double spreading  Not applicable

- (1) Double spreading with low porosity tiles (DTU 52.2), i.e. an additional consumption of 1 to 1.5 kg/m<sup>2</sup>
- (2) Outdoors, on a code-compliant substrate with a slope ≥ 1.5 cm/m
- (3) Natural stone tiles only

|   |  |  |
|---|--|--|
| <br>05   | <b>CERMITERRASSE</b><br>Declaration of Performance Number<br><b>MC/21.1/V1.07.2014</b> |  |
|   | <b>CERMIX - Rue de la Belle Croix - 62 240 DESVRES</b>                                 |  |
| EN 12004: 2007+A1: 2012<br>Notified Body No. 0679<br>Improved adhesive mortar with extended open time for interior and exterior applications. |  |  |
| Reaction to fire  | Class E  |  |
| Release of hazardous substances   | See the safety data sheet  |  |
| Adhesion  |  |  |
| Early tensile adhesive strength   | ≥ 1,0 N/mm <sup>2</sup>  |  |
| Durability for  |  |  |
| Tensile adhesion strength after heat ageing   | ≥ 1,0 N/mm <sup>2</sup>  |  |
| Tensile adhesion strength after water immersion   | ≥ 1,0 N/mm <sup>2</sup>  |  |
| Tensile adhesion strength after freeze-thaw cycles  | ≥ 1,0 N/mm <sup>2</sup>  |  |

**REFERENCE DOCUMENTS**

Complies with standard EN 12004. CSTB certified. DTU 52-2, corresponding amendments, and relevant Technical Specifications.

**PACKAGING**

25 kg bag, 48 bags per pallet in white and grey

**STORAGE & SHELF LIFE**

2 years in the original sealed packaging, closed and in a dry place.

**SAFETY INSTRUCTIONS**

- EMISSIONS IN INDOOR AIR (1): Information on the level of volatile substances emitted in air indoors, presenting a toxicity risk by inhalation, on a classification scale ranging from A+ (very low emissions) to C (high emissions).
- Consult the safety data sheet at [www.quickfds.fr](http://www.quickfds.fr) or simply ask CERMIX France for it.
- Always wear personal protective equipment that meets current guidelines and regulations.
- Dispose of the contents and container in accordance with local/regional/national/international regulations.

We reserve the right to update this technical document. It is the user's responsibility to always check whether there is a more recent version available at our website, [www.cermix.com](http://www.cermix.com). It is the responsibility of the person using the products to ensure that the products are compatible and suitable for the planned use. Prior tests may be carried out to confirm that products behave as expected.